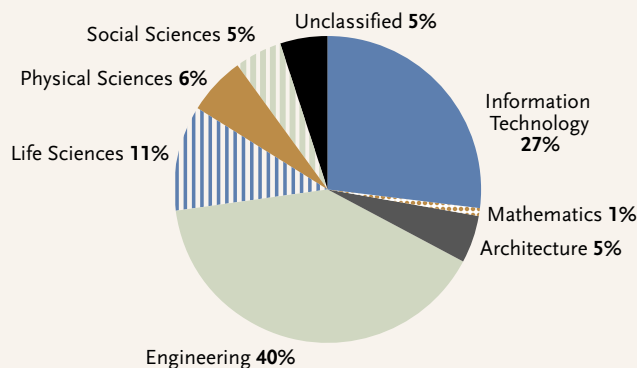


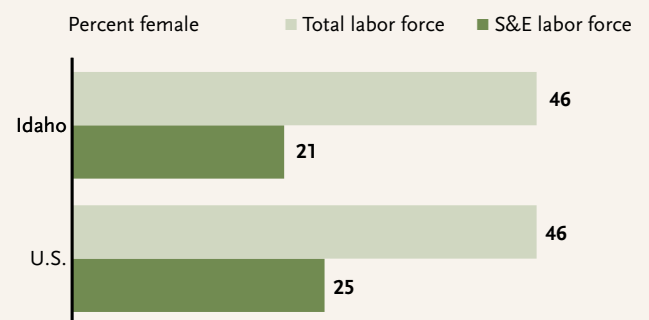
Scientists and Engineers in Idaho, 2005

This profile summarizes the demographic, social, and economic characteristics of the 35,120 people in Idaho's science and engineering (S&E) labor force. In 2005, the unemployment rate for Idaho's S&E labor force was 2% and median earnings were \$48,440. Idaho ranked number 15 out of 50 states and DC in the share of people working in S&E occupations.

S&E Occupations in Idaho



Percent of Total and S&E Labor Force That is Female



Share of labor force in S&E occupations

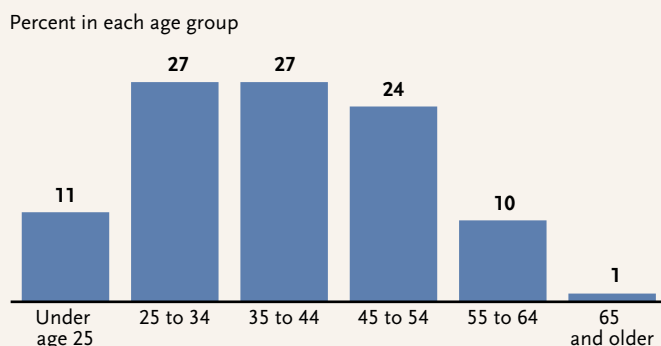
(Top States)	Percent
United States	5
1. District of Columbia	9
2. Maryland	8
3. Colorado	7
3. Massachusetts	7
3. Virginia	7
3. Washington	7
15. Idaho	5

Racial/Ethnic Composition and Nativity Status of the Labor Force in S&E Occupations

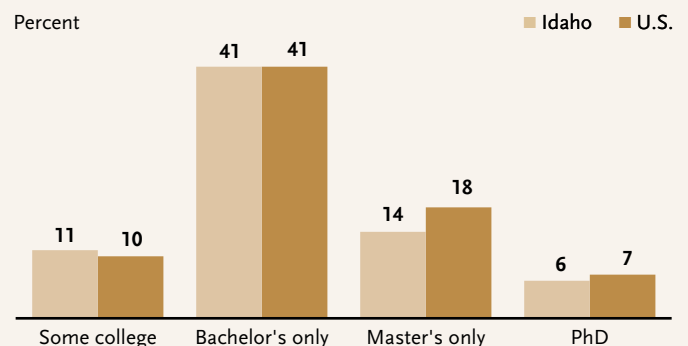
	Idaho (%)	U.S. (%)
White*	91	74
African American*	1	6
American Indian*	0	0
Asian*	6	13
Other Race*	0	0
Two or More Races*	0	1
Hispanic	2	6
Foreign-born	7	19

*Non-Hispanic

Age Distribution of the S&E Labor Force in Idaho



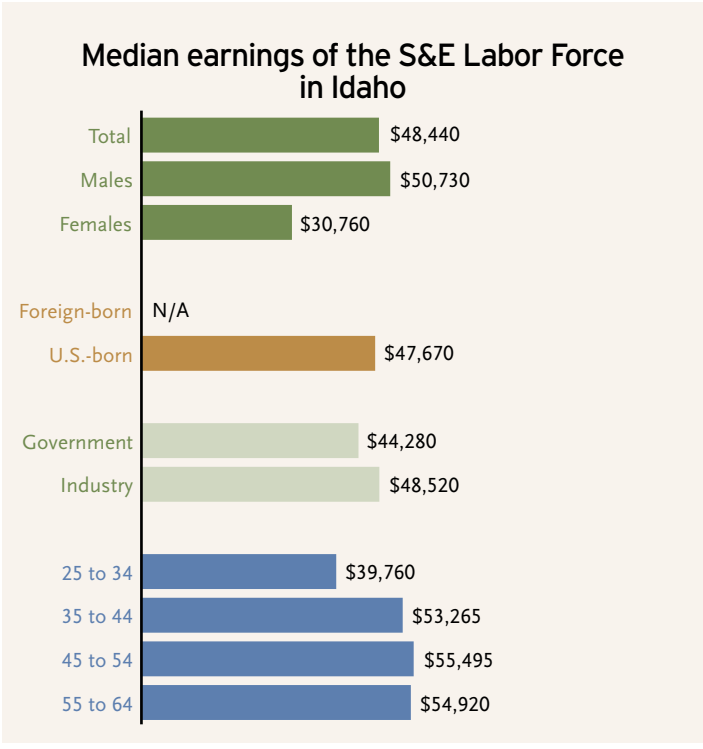
Educational Attainment of the S&E Labor Force



In 2005, engineers accounted for the largest share of Idaho's S&E labor force (41%). Median earnings for engineers in Idaho were \$54,370, compared with \$60,890 for engineers nationwide. 14% of Idaho's engineers were racial or ethnic minorities.

	Total	Information Technology	Mathematics	Architecture	Engineering	Life Sciences	Physical Sciences	Social Sciences
S&E Labor Force	35,120	9,370	335	1,705	14,310	3,925	2,155	1,620
Percent	100%	27%	1%	5%	41%	11%	6%	5%
Highest Degree								
Bachelor's	41%	—	—	—	—	—	—	—
Master's	14%	8%	—	—	11%	—	—	—
PhD	6%	—	—	—	3%	—	—	—
Percent Female	21%	—	—	—	11%	—	—	—
Percent Minority*	9%	5%	0%	0%	14%	17%	6%	0%
Percent Foreign-born	7%	4%	—	—	11%	—	—	—

* includes all those who are not non-Hispanic white, including Asian Americans.



Median S&E Earnings By Highest Degree

	Idaho	U.S.
Total	\$48,440	\$58,760
Associate	\$47,015	\$49,880
Bachelor's	\$60,330	\$61,690
Master's	\$61,985	\$71,375
PhD	—	\$75,345

Median S&E Earnings By Occupation

	Idaho	U.S.
Total	\$48,440	\$58,760
Information Technology	\$42,495	\$60,470
Mathematics	—	\$63,825
Architecture	—	\$52,035
Engineering	\$54,370	\$60,890
Life Sciences	\$42,070	\$45,025
Physical Sciences	\$57,015	\$52,495
Social Sciences	—	\$51,700

Sources and Notes

Source: Population Reference Bureau analysis of the 2005 American Community Survey (ACS) Public Use Microdata Samples. The American Community Survey (ACS), conducted by the U.S. Census Bureau, is a nationwide annual survey designed to provide communities with reliable and timely demographic, housing, social, and economic data each year. For more information about the ACS, see www.census.gov/acs/www/index.html.

Notes: The S&E labor force includes people employed or unemployed (based on their last job) in information technology, engineering, architecture, life sciences, physical sciences, or social sciences. ACS estimates are based on a survey of the population and are subject to both sampling and nonsampling error. An “N/A” or “—” indicates that the sample size was too small to produce a reliable estimate.

This project was funded by the Alfred P. Sloan Foundation. The information presented in this profile was not provided by and does not necessarily reflect the opinions of the Foundation.

© 2007, Population Reference Bureau. All rights reserved