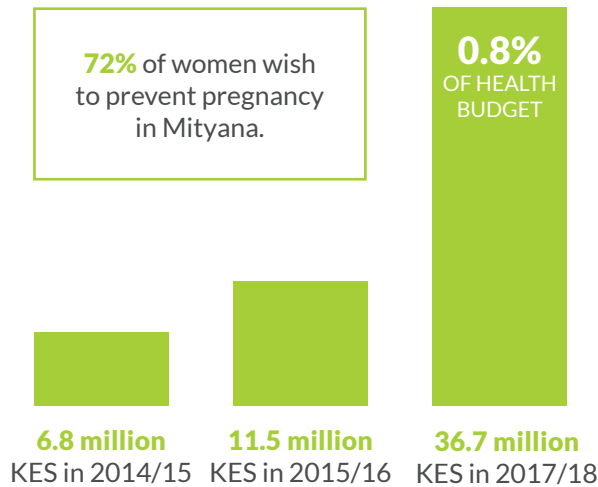


Family Planning Funds Are Not Sufficient in:

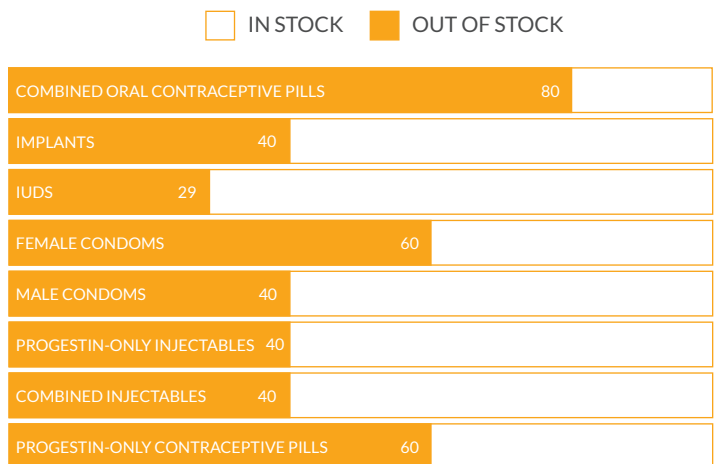
MITYANA

Family Planning (FP) Budget Increased but Remains Small Share of Health Budget



FP Commodity Stockouts Are a Challenge in Mityana

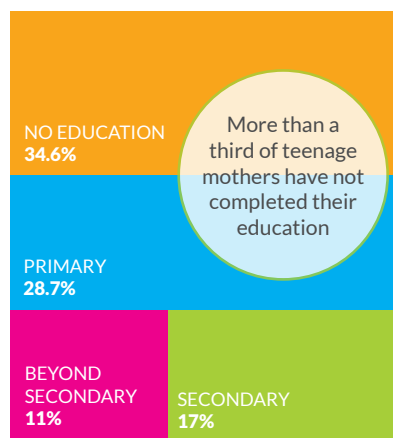
PERCENT OF HEALTH FACILITIES WITH STOCKOUT IN LAST 6 MONTHS



Women face cultural and service delivery barriers

- Fear of side effects
- Opposition from their partners
- Cultural and religious disapproval
- Misconceptions and myths
- Inadequate health provider skills
- Long distance
- High service costs

Teenage pregnancy rates in Uganda, by education level



Median age at:

First Sex: 17
First Marriage: 19.5
First Birth: 20
First Contraceptive Use: 23

Providing adolescents with contraception can:

- Help young women stay in school.
- Support young women's economic development.
- Promote healthier planned pregnancies and births.

District officials in Mityana should

Allocate more funds for FP service provision and ensure a steady supply.

Ensure FP outreach services cover all community members.

Accelerate implementation of youth-friendly FP policies.

References

Uganda Bureau of Statistics (BOS) and ICF International, Uganda Demographic and Health Survey (DHS) 2016: Key Indicators Report (Kampala, Uganda: ICF International, 2017).

DSW, "Family Planning Budget Analysis in Uganda 2017," (Kampala, Uganda: DSW, 2017).

World Health Organization (WHO) and Human Reproduction Program Research for Impact (HRP), "Adolescent Contraceptive Use: Data From Uganda Demographic and Health Survey, 2011," (2016), accessed at <http://apps.who.int/>, on Oct. 1, 2017.

Makerere University's School of Public Health at the College of Health Sciences, Uganda BOS, and Uganda Ministry of Health, "PMA2017/Uganda-R5 Performance Monitoring and Accountability 2020: Key Family Planning Indicators," (August 2017), accessed at <http://pma2020.org>, on Oct. 15, 2017.

FIGURES

FP BUDGET ALLOCATIONS INCREASED BUT REMAIN SMALL SHARE OF HEALTH BUDGET
DSW, 2017.

PERCENTAGE OF HEALTH FACILITIES WITH A STOCK-OUT IN THE LAST 6 MONTHS
DSW, 2017.

TEENAGE PREGNANCY RATES IN UGANDA, BY EDUCATION LEVEL
Uganda DHS, 2016.