

# Funding Family Planning Will Fuel Uganda's Demographic Window of Opportunity

Family planning (FP) benefits all Ugandans. Most importantly, FP allows women and their families the option to choose their desired family size by planning the timing of pregnancies. As a result, the risk of women dying from unintended pregnancy complications and unsafe abortions decreases and women are more likely to complete their education.

*Vision 2040* discusses how meeting the contraceptive needs of women and girls can fuel the nation's economic growth—lower fertility can shift the age structure of the country to a larger share of working-age Ugandans per dependents. More tax payers and savers can increase national revenue and lower health and education costs.

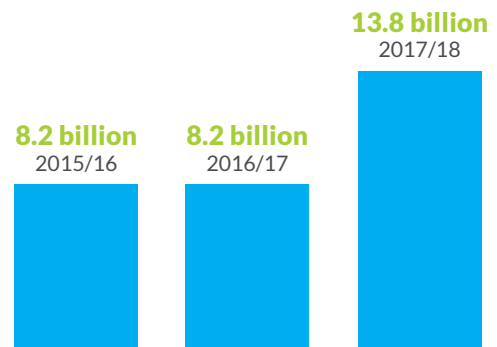
## Family Planning Funding Is Not Sufficient to Implement National Policies and Plans

**Two national strategies** commit to increasing FP programming in Uganda:

1. The Uganda Family Planning Costed Implementation Plan (CIP), 2015-2020.
2. The Uganda Reproductive, Maternal, and Child Health Services Improvement Project (funded by the Multi-Donor Trust Fund for the Global Financing Facility (GFF) in Support of Every Woman Every Child).


Yet, the national allocations for FP in 2017/18, 13.8 billion UGX, contributes **less than 10%** of the funds necessary to implement both initiatives.

FAMILY PLANNING NATIONAL FUNDING BY CATEGORY, 2015-2018



## Most Family Planning Funds Are Used for Commodities

FAMILY PLANNING NATIONAL BUDGET ALLOCATION FOR 2017/18



Funding has stagnated over the last three years and only increased in 2017/18 because of additional commodity funding set aside in the GFF. Nearly all funding, **99%**, goes toward commodities.

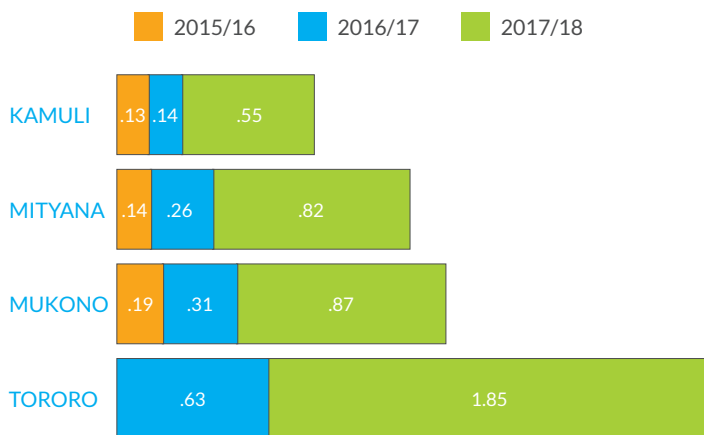
Ensure contraceptive commodities are consistently available at the facility-level through the alternative distribution strategy and reserve additional funding, in the national budget, to implement service delivery and community outreach activities.

# Funding Family Planning Will Fuel Uganda's Demographic Window of Opportunity

## District Family Planning Funding Is Slowly Increasing

Minimal health budget allocations are dedicated to FP at the district level. **Less than 2%** of health allocations were set aside in four districts surveyed in DSW's Budget Review and Annual Analysis of Family Planning in Uganda study.

PERCENT OF HEALTH BUDGET ALLOCATED TO FAMILY PLANNING



Adhere to budget guidance laid out in *Health Sector Grant and Budget Guidelines and Guidelines for Addressing Gender and Equity Issues in the Budget*.

## Prioritizing Youth Needs Now Propels Future Prosperity

Uganda has the **4th largest** population of young people in the world, providing a golden opportunity to foster and utilize youth talent, knowledge, and innovation to fuel the nation's economic growth.



**2,235,000** of young women in Uganda are teenagers (ages 15-19).



**74%** of unmarried young women have a demand for FP.



**53%** of 19-year-old women have already started childbearing.



**48%** of married young women have a demand for FP.

Accelerate the implementation of adolescent and youth-friendly FP policies and strategies and ensure universal access to contraception among youth.

## References

DSW, "Family Planning Budget Analysis in Uganda 2017" (Kampala, Uganda: DSW, 2017).

Uganda Bureau of Statistics and ICF International, Uganda Demographic and Health Survey 2016: Key Indicators Report (Kampala, Uganda: ICF International, 2017).

Toshiko Kaneda and Genevieve DuPuis, *2017 World Population Data Sheet* (Washington, DC: Population Reference Bureau, 2017).

World Health Organization (WHO) and Human Reproduction Program Research for Impact (HRP), "Adolescent Contraceptive Use: Data From Uganda Demographic and Health Survey, 2011" (2016), accessed at <http://apps.who.int/>, on Oct. 1, 2017.

United Nations, Department of Economic and Social Affairs, Population Division, *World Population Prospects: The 2017 Revision*, accessed at <https://esa.un.org/unpd/wpp/>, on Oct. 1, 2017.

## FIGURES

FAMILY PLANNING NATIONAL FUNDING BY CATEGORY, 2015-2018 DSW, 2017.

FAMILY PLANNING NATIONAL BUDGET ALLOCATION FOR 2017/18 DSW, 2017.

PERCENT OF HEALTH BUDGET ALLOCATED TO FAMILY PLANNING DSW, 2017.



[dsw.org/en](http://dsw.org/en)



[prb.org](http://prb.org)